

## Lite<sup>®</sup> by Hypertec<sup>®</sup>

Slim Laptop Stand with Document Holder



**Transform your Laptop into a Portable PC and Work Anywhere with Ease, with the Lightweight and Compact, Lite<sup>®</sup> by Hypertec<sup>®</sup> Laptop Stand.**

### Features:

- ✓ 4 Height Adjustments with Inclination of up to 55 Degrees
- ✓ Innovative Retractable Document Holder
- ✓ Magnets Hold Flat to Fit into any Laptop Bag
- ✓ Meets or Exceeds the Current Ergonomic Standards
- ✓ Folds Flat to Only 2.5mm/ 0.1 Inch
- ✓ The Large Aluminium Surface Conducts Heat Away, Improving the Cooling of your Device
- ✓ Lifts Higher, Weighs Less, Folds Flatter and is More Stable than other Portable Stands

### Light and Portable

Ideal for use with external keyboards and mice, the Lite<sup>®</sup> by Hypertec<sup>®</sup> Laptop Stand helps create a portable office space. Utilising minimal desk space, the space-saving structure of the stand folds out to be 220x 206mm.

Weighing as little as 230g and folding flat to 2.5mm, the Lite<sup>®</sup> Laptop Stand slides into any laptop bag. Sturdy and stable the Lite<sup>®</sup> Laptop Stand is suitable for use with a range of Laptops, Netbooks and MacBooks- Supporting devices up to 4kg.

### Ergonomic, Versatile Design

As well as providing an ergonomic viewing position for your device, The Lite<sup>®</sup> Laptop Stand can also be used as a fully functioning document holder. Allowing books and documents to be positioned and secured in an ergonomic reading position. In the office, or out and about; the 4 available height adjustments make the Lite<sup>®</sup> by Hypertec Laptop Stand a great mobile ergonomic work place.

Part Code: **LSTAND03**



EN	Size when folded flat:	308 * 211 * 2.5 mm / 12.1 * 8.3 * 0.1 in
	Minimum space on the table:	195 * 211 mm / 7.7 * 8.3 in
	Weight:	230g / 8.1 oz
	Colour:	natural aluminium
	Maximum inclination:	55 degrees, 4 adjustments
	Suitable for:	laptops with 10-17.4 inch screen, up to 4 kg

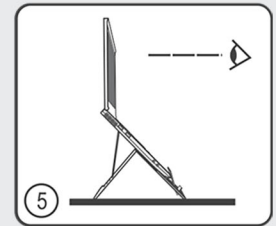
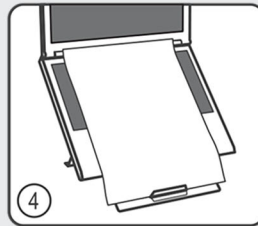
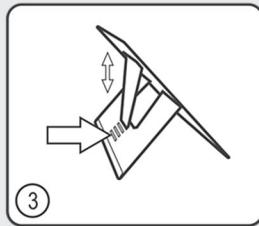
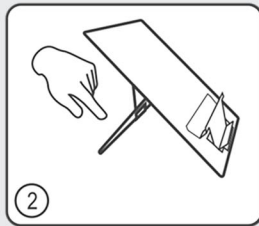
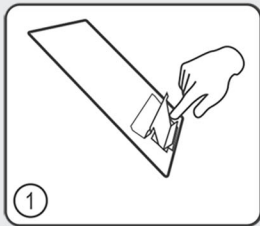
DE	zusammengeklappte Größe:	308 * 211 * 2.5 mm
	minimaler Platz auf dem Tisch:	195 * 211 mm
	Gewicht:	230g
	Farbe:	natürliches Aluminium
	maximaler Neigungswinkel:	55 Grad, 4 Höheneinstellungen möglich
	geeignet für Laptops:	mit 10-17.4 Zoll Bildschirm, bis zu 4 kg

FR	taille plié à plat:	308 * 211 * 2.5 mm
	minimum d'espace sur la table:	195 * 211 mm
	poids:	230g
	couleur:	aluminium naturel
	inclinaison maximale:	55 degrés, 4 réglage
	adapté aux portables:	de 10-17.4 pouces, jusqu'à 4 kg

EN How to setup your Lite® laptop stand

FR Comment régler son support pour ordinateur portable Lite®

DE Aufstellungsanleitung für den Laptopständer Lite®



EN

1. Push to form laptop/document support
2. Unfold rear support
3. Select one of four angle settings
4. Place laptop and document on stand
5. Position your laptop stand on your desk about an arm's length away with the screen raised. Add an external mouse and keyboard to create an ergonomic workstation.

FR

1. Pousser le support pour former le porte-document.
2. Déployer l'arrière du support.
3. Choisir l'un des quatre angles de réglage.
4. Placer portable et document sur le support.
5. Positionner son support sur son bureau à approx. la distance de son bras tendu une fois l'écran réhaussé. Ajouter un clavier et une souris pour former un poste de travail ergonomique.

DE

1. Drücken Sie hier, um den Laptop- bzw. Dokumenthalter auszuklappen.
2. Öffnen Sie die Stütze auf der Rückseite.
3. Wählen Sie eine von vier Höheneinstellungen.
4. Platzieren Sie Laptop und Dokument auf dem Laptopständer.
5. Positionieren Sie den Laptopständer auf Ihrem Schreibtisch mit aufgeklapptem Bildschirm etwa eine Armlänge von Ihnen entfernt. Nehmen Sie eine externe Maus und eine Tastatur hinzu, um einen ergonomischen Arbeitsplatz zu erhalten.

For more information about the Lite® by Hypertec® speak to your Hypertec Account Manager today.