
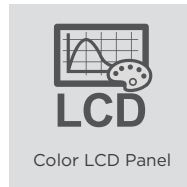




OLS1000EA/OLS1500EA  
OLS2000EA/OLS3000EA



### RELIABLE ONLINE UPS TO PROTECT MISSION-CRITICAL DEVICES



### The online double-conversion UPS with variable speed fans to provide power protection with less noise for business applications

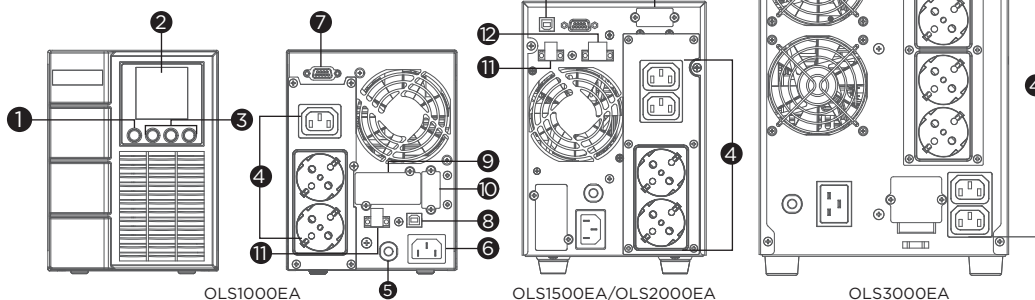
Designed for office and data center applications, the Online S (Advanced) Series adopts double-conversion topology to provide seamless Pure Sine Wave output. The UPSs feature color LCD panel for users to monitor power system and configure settings easily. The products are generator compatible and also provide Emergency Power Off (EPO) switch that allows users to shut off UPS immediately during emergency. The variable speed fans provide automatic thermal management based on power load to reduce noise and provide greater comfort for users.


#### SERIES FEATURES

- Online (Double Conversion) UPS Topology
- ECO Mode
- Generator Compatible
- Overload Protection
- Zero Transfer Time
- Smart Battery Management (SBM)
- Surge and Spike Protection
- EMI and RFI Filtration
- Color LCD Panel
- Variable Speed Fans
- Serial Connectivity Port
- Emergency Power Off (EPO) Port
- PowerPanel Management Software
- SNMP/HTTP Remote Management Capability (Optional)
- Tower Form Factor

#### PRODUCT CALLOUTS

1. Power On/Off Switch
2. LCD Display Panel
3. Function Button(s)
4. Battery Backup & Surge Protected Outlets
5. Input Circuit Breaker
6. AC Inlet
7. Serial Port
8. USB Port
9. SNMP/HTTP Network Slot
10. Extended Battery Module Connector
11. EPO Port
12. Relay-type Dry Contact





## TECHNICAL SPECIFICATIONS

Model Name	OLS1000EA	OLS1500EA	OLS2000EA	OLS3000EA
<b>General</b>				
UPS Topology	Online Double Conversion			
Energy Saving Technology	Online ECO Mode Efficiency > 95%			
Active PFC Compatibility	Yes			
<b>Input</b>				
Generator Compatibility	Yes			
Nominal Input Voltage (Vac)	230 ± 10%			
Input Voltage Range (Vac)	160 - 300	190 - 300	200 - 300	190 - 300
Input Frequency (Hz)	50 ± 10, 60 ± 10			
Input Frequency Detection	Auto-sensing			
Rated Input Current (A)	4.5		9	13.04
Input Power Factor	0.98			
Input Connector Type	IEC C14	IEC C20	IEC C14	IEC C20
<b>Output</b>				
Capacity (VA)	1000	1500	2000	3000
Capacity (Watts)	900	1350	1800	2700
On Battery Waveform	Pure Sine Wave			
On Battery Voltage(s) (Vac)	208 ± 1%, 220 ± 1%, 230 ± 1%, 240 ± 1%			
Output Voltage Setting	Configurable			
On Battery Frequency (Hz)	50 ± 0.5%, 60 ± 0.5%			
Output Frequency Setting	Configurable			
Power Factor	0.9			
Overload Protection	Internal Current Limiting, Circuit Breaker, Fuse			
Overload Protection (Line Mode)	110-120% Load for 1 min, >120% Load Immediately			
Overload Protection (Battery Mode)	110-120% Load for 10 sec, >120% Load Immediately			
Overload Protection (Bypass Mode)	>130% Load Immediately			
Harmonic Distortion (Linear Load)	THD < 3%			
Harmonic Distortion (Non-linear Load)	THD < 5%			
Outlet(s) - Total	3 [DE version] or 4 [IEC version]	4 [DE version]	4 [DE version] or 4 [IEC version]	7 [DE version] or 8 [IEC version]
Outlet Type	Schuko x 2, IEC C13 x 1 [DE version] or IEC C13 x 4 [IEC version]	Schuko x 2, IEC C13 x 2 [DE version]	Schuko x 2, IEC C13 x 2 [DE version] or IEC C13 x 4 [IEC version]	Schuko x 4, IEC C13 x 2, Hardwire Terminal Block x 1 [DE version] or IEC C13 x 6, IEC C19 x 1, Hardwire Terminal Block x 1 [IEC version]
Outlet(s) - Battery & Surge Protected	2 [Schuko], 1 [IEC] or 4 [IEC]	2 [Schuko], 2 [IEC]	Schuko x 2, IEC C13 x 2 [DE version] or IEC C13 x 4 [IEC version]	Schuko x 4, IEC C13 x 2, Hardwire Terminal Block x 1 [DE version] or IEC C13 x 6, IEC C19 x 1, Hardwire Terminal Block x 1 [IEC version]
Typical Transfer Time (ms)	0			
<b>Battery</b>				
Runtime at Half Load (min)	13.9	9	13.1	
Runtime at Full Load (min)	4.6	3	3.8	4.2
Typical Recharge Time (Hours)	4			
Smart Battery Management (SBM)	Yes			
User-replaceable	No			
Battery Type	Sealed Lead-acid			
Compatible Extended Battery Module (EBM)	BPSE24V40A		BPSE48V40A	BPSE72V40A
Max. EBM Quantity (pcs)	3			
<b>Surge Protection &amp; Filtering</b>				
Surge Suppression (Joules)	345		370	
EMI/RFI Filtration	Yes			
<b>Management &amp; Communications</b>				
LCD Panel	Yes			
LCD Types	Color LCD			
HID Compliant USB Port(s)	1			
Serial Port	RS232			
Dry Contact (with Relay)	-	Yes		
Emergency Power Off (EPO) Port	Yes			
Power Management Software	PowerPanel Business (Recommended)			
SNMP/HTTP Remote Monitoring	Yes - with optional RMCARD205			
<b>Physical</b>				
Form Factor	Tower			
<b>Physical Size - UPS Module</b>				
Dimensions (WxHxD) (mm.)	140 x 191 x 327		151 x 225 x 394	196 x 337 x 416
Weight (kg.)	9.4	14.4	17.4	21.3
<b>Environmental</b>				
Operating Temperature (°C)	0 - 40			
Operating Relative Humidity (Non-condensing) (%)	20 - 90			
Online Thermal Dissipation (BTU/hr)	458		682	1023
<b>Certifications</b>				
Certifications*	CE			
RoHS	Yes			

\*Certifications may vary according to different regions. Visit [www.cyberpower.com](http://www.cyberpower.com) for more information.  
#All specifications are subject to change without notice.