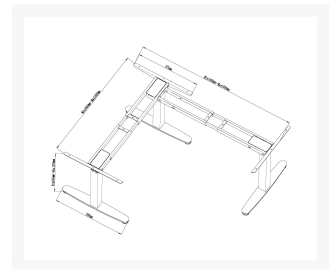






650820 ERGO L Shaped Electric Sit- Stand Desk Frame, Triple Motor, Grey

Product Images





Short Description

1. 3-Leg Desk Frame: perfect for corner area
2. Digital LED Memory Controller: For customizable settings
3. Multiple Motors: offer heavier lifting ability and increased stability
4. 3 Programmable Memory: presets save your desired height
5. Sit/Stand Time Reminder: for regular movement
6. Collision Avoidance System: safeguards against accidents and injuries
7. Motor(s) is(are) Thermal and Overload Protected: for safety and longevity
8. Switched Mode Power Supply: for energy and power efficiency
9. Cable Management: keeps everything organized
10. Adjustable Width: fits a variety of desktop shapes and sizes
11. Three Stage Standard Column: offers more adjustability
12. Desktop table is NOT included
13. Desktop table suggestion size: L X W (one side: 1400mm & one side:1800mm) x (700 x 800)mm
14. Desktop table thickness suggestion 18mm

Description

The equip® L shaped Sit-Stand Desk Frame is a 3-Stage Reverse Triple Motor Electric Sit-Stand Desk combination that is engineered for ergonomics and can be adapted to L-shape or corner shape by the crossbar that can be installed in different ways. The programmable LED memory controller helps you to build a sit-stand habit with an integrated timer. With only one touch, you can adjust the desk to your desired working height. Three motors offers more power for increased stability and larger loading capacity while running with low noise for a better and quieter working environment.

Additional Information

Power input	100~240V
Approval and compliance	RoHS, CE
Max. operating temperature (°C)	40
Min. operating temperature (°C)	-5
Load capacity (kg)	150 Kg
Motor	4
Control panel	Yes
Product weight (kg)	45
Product breadth (mm)	1800
Product depth (mm)	600
Product height (mm)	645
Color	Grey
EAN	4015867208380
Model number	650820
Package contents	650820, Manual, screws.

