


TRENDnet[®]



Quick Installation Guide

TEG-10GECTX / TEG-10GEC SFP

Table of Content

1 English

1. Installation
2. Windows Installation

1. Before You Start

Package Contents

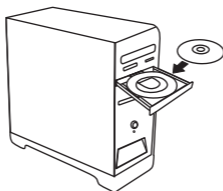
- TEG-10GECTX / TEG-10GECSFP
- Quick Installation Guide
- CD-ROM (Driver)
- Standard & low profile brackets

Minimum Requirements

- PCI Express 2.0 Slot (x4 or higher)
- Operating System Compatibility:
 - Windows® 10 , 8.1, 8, 7
 - Windows® Server 2012, 2012 R2, 2008, 2008 R2
 - Linux® 2.6.x, 3.x.x, 4.6.x or later
 - VMware® ESXi™ 5.x, 6.x
 - Microsoft® Hyper-V

2. Windows Installation

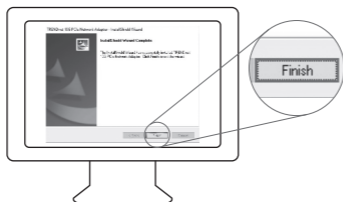
1. Insert the included installation CD into your computer's CD-ROM drive.



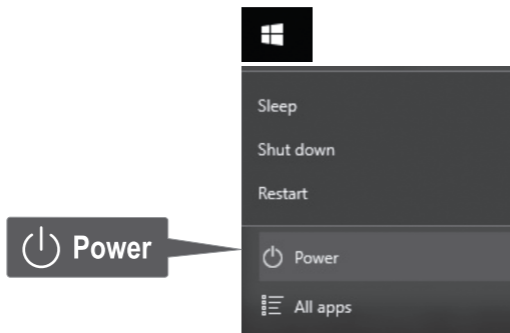
2. In the installation CD menu, click Install Driver to start the driver installation.



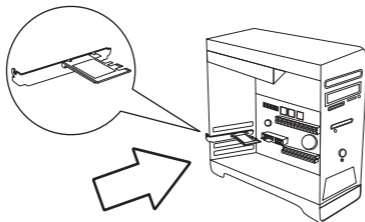
3. Follow the wizard to complete the driver installation.




4. Click the **Start** button in bottom left corner, click on **Power**, and click on **Shutdown** to completely shut down your computer.



5. Open your computer case and locate an available PCI Express slot (2.0 x4 slot or higher) and remove any additional panel covers and screws required to install the new adapter (Refer to your computer's manual if needed.) Align the contacts of the adapter with the slot and carefully insert and push/press firmly enough to ensure the adapter is seated properly.



6. After securing the adapter with any needed screws, close your computer's case and turn on your computer. The adapter will automatically be detected.



Note: Additional operating system drivers can be found on the installation CD or on the TRENDnet support site <http://www.trendnet.com/support> and searching the product model number TEG-10GECTX or TEG-10GECSFP.

LED Indicators

LED	Status	Definition
SPEED (TEG-10GECTX only)	Amber	10Gbps
	Green	5Gbps / 2.5Gbps / 1Gbps
	Off	100Mbps
LNK/ACT	Solid Green	Link established
	Flashing Green	Activity or data transmitting
	OFF	No Link

Declaration of Conformity

TRENDNET[®]

Manufacturer's Name and Address

TRENDnet, Inc.
20675 Manhattan Place
Torrance, CA 90501 USA



Product Information:

Model Number: TEG-10GECTX / TEG-10GECSFP
Product Name: 10 Gigabit PCIe Network Adapter / 10 Gigabit PCIe SFP+ Network Adapter
Trade Name: TRENDnet

TRENDnet hereby declare that the product is in compliance with the essential requirements and other relevant provisions under our sole responsibility.

EMC

EN 55032: 2012 + AC: 2013 Class B
EN 55024: 2010
EN 61000-3-2: 2014
EN 61000-3-3: 2013

This product is herewith confirmed to comply with the Directives.

Directives:

EMC Directive 2004/108/EC and EN 2014/30/EU
RoHS Directive 2011/65/EU
REACH Regulation (EC) No. 1907/2006

Person responsible for this declaration.

Place of Issue: Torrance, California, USA

Date: September 23, 2016

Name: Sonny Su

Title: Director of Technology

Signature:

A handwritten signature in black ink, appearing to read 'Sonny Su', is written over a horizontal line.

Limited Warranty

TRENDnet warrants its products against defects in material and workmanship, under normal use and service. Specific warranty periods are listed on each of the respective product pages on the TRENDnet website.

Garantie Limitée

TRENDnet garantit ses produits contre les problèmes de matériel ou de fabrication, dans des conditions normales d'utilisation et de service. Les périodes de garanties précises sont mentionnées sur chacun des pages produits du site web de TRENDnet.

Eingeschränkte Garantie

TRENDnet gewährt eine Garantie für seine Produkte im Falle von Material- und Bearbeitungsdefekten, bei normaler Verwendung und Wartung. Spezielle Garantiezeiträume werden auf jeder Produktseite auf der Website von TRENDnet genannt.

Garantía limitada

TRENDnet garantiza que sus productos carecen de defectos en el material y la fabricación, en condiciones de uso y funcionamiento normales. Los periodos específicos de garantía figuran en cada una de las páginas de producto del sitio web de TRENDnet.

Ограниченная гарантия

Компания TRENDnet предоставляет гарантию на свои изделия от дефектов материалов и сборки при нормальном использовании и обслуживании. Конкретные гарантийные сроки указаны на странице каждого продукта на сайте компании TRENDnet.

Garantia Limitada

A TRENDnet garante seus produtos contra defeitos de material e mão de obra sob condições normais de uso e serviço. Os períodos de garantia específicos estão listados em cada uma das páginas dos respectivos produtos no site da TRENDnet.

Piiratud garantii

TRENDneti garantii hõlmab materjali- ja koostamisdefekte, mis ilmnevad toote tavapärasel kasutamisel. Garantiaaja täpne pikkus konkretse toote puhul on leitav TRENDneti kodulehelt vastava toote infolehel.

Garanzia limitata

TRENDnet garantisce i propri prodotti da difetti di materiali e manodopera, in condizioni di normale uso ed esercizio. I periodi di garanzia specifici sono elencati sulle rispettive pagine di prodotto sul sito TRENDnet.

Safety notes



Before using your TRENDnet device for the first time, it is essential to read and understand all safety and operating instructions. Keep instructions in a safe place for future reference. Some TRENDnet products are rated for outdoor applications and can sustain certain weather conditions.

Please refer to the product's Ingress Protection (IP) rating and the operating humidity and temperature range.

DANGER due to electricity

Warning: Never open TRENDnet devices. Doing so poses the risk of electric shock!

The device is voltage free only when unplugging from the mains power supply.

No physical maintenance of TRENDnet devices is required.

If damage occurs, disconnect the TRENDnet device from the power outlet and contact a qualified technician ONLY.

Damage is defined as:

- If the power cable/plug is damaged
- If the device has been submerged in liquid (e.g. rain or water; except products that are rated for outdoor applications)
- If the device is inoperable
- If there is damage to the housing of the device

Only operate TRENDnet devices using a mains power supply.

To disconnect devices from the mains supply, remove the device itself or its mains plug from the power outlet. The power outlet and all connected network devices should be easily accessible so that you can pull the mains plug quickly if needed.

TRENDnet devices are designed for indoor use only and in a dry location (except those that are rated for outdoor applications).

To clean a TRENDnet device, disconnect it from the mains supply first and only use a dry towel.

DANGER due to overheating

Never expose TRENDnet devices to extreme heat (e.g. direct sunlight, fire, or other heat sources). For outdoor rated products, please install the product in an environment that is within the product's operating temperature and humidity range.

Do not interlock multiple TRENDnet devices.

Only install TRENDnet devices in locations with adequate ventilation (slots and openings on the housing are used for ventilation).

- Do not cover TRENDnet devices when operating.
- Do not place any objects on TRENDnet devices.
- Do not insert any foreign objects into the openings of TRENDnet devices.
- Do not place TRENDnet devices next to an open flame (e.g. fire or candles).
- Do not expose TRENDnet devices to direct heat (e.g. radiator or direct sunlight).

Certifications

This device complies with Part 15 of the FCC Rules. Operation is subject to the following two conditions:

- (1) This device may not cause harmful interference.
- (2) This device must accept any interference received. Including interference that may cause undesired operation.



Waste electrical and electronic products must not be disposed of with household waste. Please recycle where facilities exist. Check with your Local Authority or Retailer for recycling advice.

Technical Support

If you have any questions regarding the product installation, please contact our Technical Support.

Toll free US/Canada: **1-866-845-3673**

Regional phone numbers available at www.trendnet.com/support

TRENDnet

20675 Manhattan Place
Torrance, CA 90501
USA

Applies to PoE Products Only: This product is to be connected only to PoE networks without routing to the outside plant.

Note

The Manufacturer is not responsible for any radio or TV interference caused by unauthorized modifications to this equipment. Such modifications could void the user's authority to operate the equipment.

Advertencia

En todos nuestros equipos se mencionan claramente las características del adaptador de alimentación necesario para su funcionamiento. El uso de un adaptador distinto al mencionado puede producir daños físicos y/o daños al equipo conectado. El adaptador de alimentación debe operar con voltaje y frecuencia de la energía eléctrica domiciliar existente en el país o zona de instalación.

Product Warranty Registration

Please take a moment to register your product online. Go to TRENDnet's website at www.trendnet.com/register