


LC / ST Optical Fiber Patch Cord, OM3

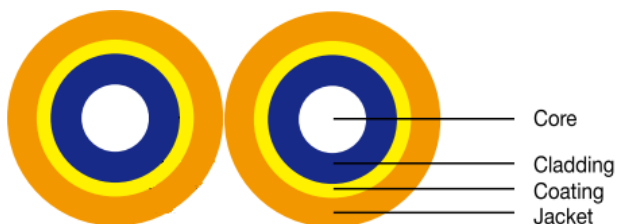
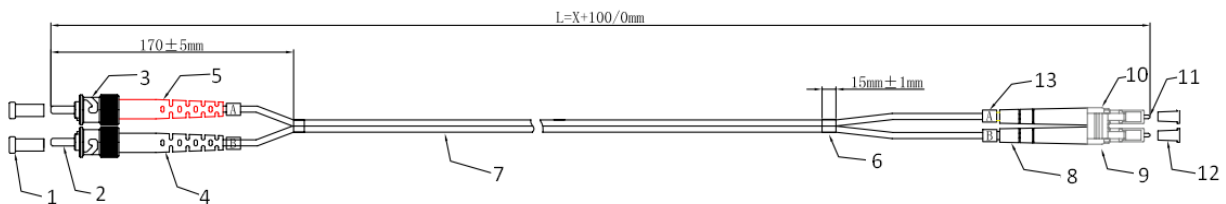


The equip[®] Optical Fiber Patch Cord is made of superior materials to ensure an end-face geometry connection with lower return loss and insertion loss. The Fiber Optic Patch Cord series comes with a comprehensive collection of lengths and connectors to fulfill your demand for the deployment.

| Key Feature

- Core diameter: 50/125 μ m
- Multi-mode, Duplex
- Connector: ceramic-ferrule
- Cladding: low smoke and zero halogen
- Cable spec: I-VH 2 x 1G
- Cable jacket color: turtuoise
- Each cable includes a measure protocol

| Structure



Core
Cladding
Coating
Jacket

- 1 ST dust cap, transparent
- 2 ST/UPC multi-mode ferrule $\Phi 126-128 \mu\text{m}$
- 3 ST 3.0 multi-mode connector
- 4 ST 3.0 boot, black
- 5 ST 3.0 boot, red
- 6 Heat shrink tube, black
- 7 Optical fiber cable $\Phi 3.0$ 50/125 μm OM3 duplex, LSZH
- 8 LC 3.0 boot, white
- 9 LC clip, beige
- 10 LC 3.0 multi-mode connector, beige
- 11 LC/UPC multi-mode ferrule $\Phi 126-128 \mu\text{m}$
- 12 LC dust cap, white
- 13 Ring (A, B)

| Specification

Core	50 ± 2.5µm (YOFC)
Cladding	124.8 ± 1.0µm
Bare Fiber Diameter	245 ± 7µm
Tight Buffer Fiber Diameter	0.9 ± 0.05mm
Tight Buffer Fiber Color	White, Orange
Aramid yarn Kevlar (Dupont)	4 sheaf
Max Load	Long Term 100N
	Short Term 200N
Bending Radius (cm)	Dynamic 20XD (D: Cable axis)
	Static 10XD (D: Cable axis)
Crush Resistance (N/100mm)	Long Term 100
	Short Term 500
Attenuation (dB/km)	@850nm ≤ 2.3
	@1300nm ≤ 0.6
Over Filled Launch Bandwidth (Mhz.km)	@850nm ≥ 700
	@1300nm ≥ 500
Availability Bandwidth (Mhz.km)	@850nm ≥ 950
	@1300nm ≥ 500

| Ordering Information

Length (meter)	PN
0.5	255219
1	255211
2	255212
3	255213
5	255215
10	255216
15	255217
20	255218

Packing: PE bag