Open in Adobe Acrobat to switch to other languages.

ENGLISH

EN DE NL SE DA FI PL FR

Setup - How to set up your Ergo Know-Me laptop stand

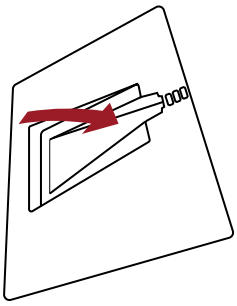

1. Push document holder support.

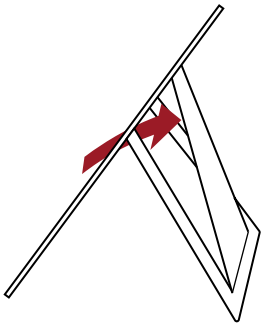

2. Unfold internal rear support leg. 3

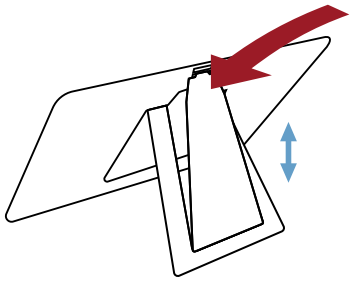

. Select the appropriate angle setting.



4. Pull out front laptop support.

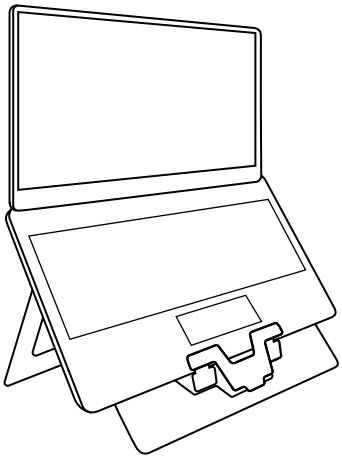

5. Place laptop on stand.

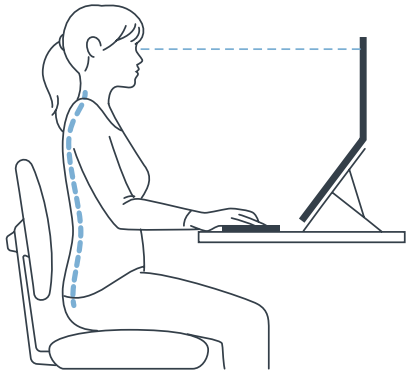

6. Position your laptop about an arm's length away. Add an eternal keyboard and mouse to create an ergonomic workstation.

standivarius